


# BATTERY REPLACEMENT INSTRUCTIONS FOR CABLE MODEMS AND ONTs

## Cable Modems

### How do I know if the battery on my modem is bad?

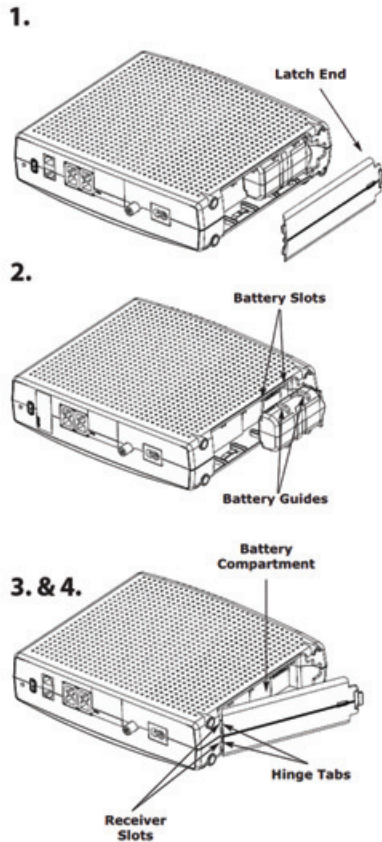
Flashing lights on the battery (as shown in diagram) indicate that the battery is bad and needs to be replaced.



### Cable Modem Battery Replacement

This modem has the ability to provide battery backup in the event of a local power loss. The battery backup is not intended to take the place of AC power.

Use this procedure to install and to replace the backup battery.



1. Press down and pull back on the latch holding the battery door (on the bottom of the modem). Pull the door towards you. Set the door aside in a safe place.




#### CAUTION! Risk of equipment damage!

Improperly inserting the battery may damage the battery connector in the modem. Carefully follow the instructions in the next step to avoid damage.

2. Hold the battery pack so that the guides on the battery align with the slots on the modem and slide the battery into the bay. The diagram on the left shows the proper orientation.

Note: Batteries will not insert completely into the modem if not oriented correctly. The battery should slide into the bay without significant force. Line up the guides on the battery with the slots in the battery bay.



3. Push the battery pack into the bay until it seats into place. If you are taking the battery out of the modem, position your finger in the battery opening area and use leverage to dislodge the battery while pulling it straight back.

Note: The modem will not begin operating until you apply AC power.

4. Replace the door. To do so, place the hinge tabs of the battery door into the receiver slots inside the modem battery compartment on the opposite end of the battery opening. Rotate the door toward the unit until the latch snaps back into place.



#### BATTERY DISPOSAL

Cable modems use a Lithium-Ion battery pack. Please recycle or dispose of the battery responsibly and in accordance with local ordinances.